

TDA Managed Retirement Consv CI I

Portfolio Date: 3/31/2018
www.managedretirementfunds.com

Maintained by: TD Ameritrade Trust Company

Fund Profile

CUSIP	337739742
Morningstar Category	US SA Allocation--30% to 50% Equity
Subadvisor	Axia Advisory Corp
Base Currency	US Dollar

Fee/Expense

Net Expense Ratio	0.55
Fee per \$1,000	\$5.50

*Fee per \$1000 is assuming no return and based on total net expense for one year

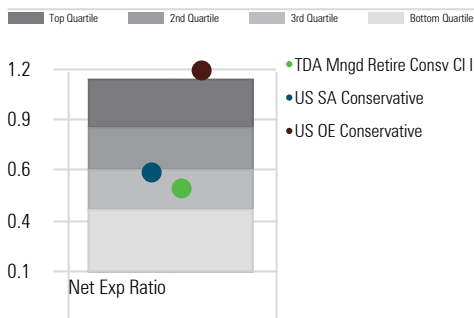
Operations Information

Net Assets - Share Class	22,910,000.00
Inception Date	6/29/2007
Turnover Ratio %	71.57

*No commissions or redemption fees charged for purchases and sales of interests in the fund

Expense Relative to Peer Group

Peer Group (5-95%): Separate Accounts/CITs - U.S. - Allocation--30% to 50% Equity



Portfolio Construction

The Conservative Fund is an asset allocation fund whose primary objective is income and stability. It is designed for investors near or already in retirement. The Fund is invested in a diversified mix of vehicles including mutual funds, ETFs, stable value and other pooled funds. The Conservative Fund typically invests 30% of its assets in equities, a portion of which is allocated to international equities and real estate, and 70% in bonds, a portion of which is allocated to international bonds, stable value funds, and cash vehicles. Tactical changes may be made to take advantage of valuation opportunities from time to time. To ensure the Fund's strategy remains consistent, the allocation may be rebalanced when it deviates significantly from strategic targets. Investors in this fund should be willing to accept fluctuation in value and be able to tolerate the market risk that comes from the volatility of capital markets.

The underlying investments will use a combination of passive and active strategies and will be evaluated on a regular basis.

Investment Philosophy

Each of the Managed Retirement Funds seeks a competitive return for its investment style. The Managed Retirement Funds are collective investment funds that will invest primarily in U.S. and foreign stocks, bonds, and cash equivalents primarily through mutual funds, bonds, fixed-income investments and money market accounts.

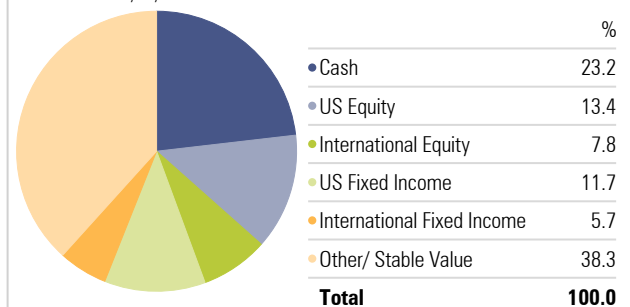
Top Holdings

Portfolio Date: 3/31/2018

Asset Name	Port %
Wells Fargo Stable Value Fund D	37.66
DoubleLine Low Duration Bond I	16.07
Federated Treasury Obligations Instl	16.05
Vanguard Russell 1000 Growth Index I	5.22
DoubleLine Shiller Enhanced CAPE® I	3.10
Hartford International Value Y	2.84
LSV Value Equity	2.74
Catalyst/Millburn Hedge Strategy I	2.46
SPDR® Gold Shares	2.41
Vanguard International Growth Adm	2.35

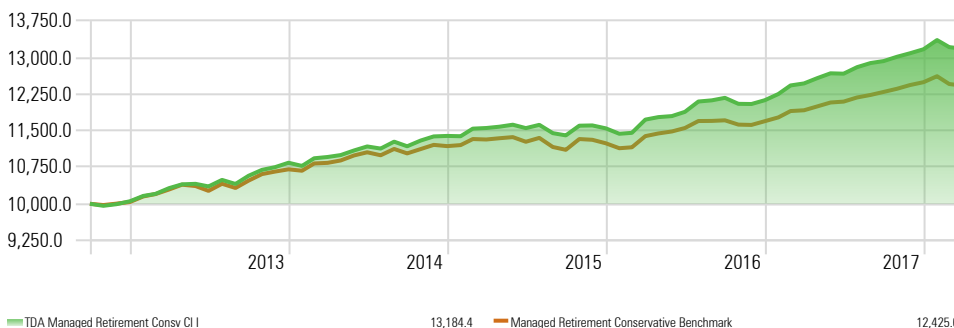
TDA Managed Retirement Consv CI I - Asset Allocation (US)

Portfolio Date: 3/31/2018



Investment Growth of \$10,000

Time Period: 10/1/2012 to 3/31/2018



*Blended Index Developed and Maintained by TD Ameritrade

Trailing Returns - Investment & Benchmark

	YTD	1 Year	3 Years
TDA Managed Retirement Consv CI I	0.09	5.72	4.49
Managed Retirement Conservative Benchr	-0.57	4.24	3.15

Risk & Return Since Inception

	Inv	Bmk1
Return	5.21	4.03
Std Dev Population	5.43	2.58
Downside Deviation	0.32	0.00
Alpha	1.10	0.00
Beta	1.00	1.00
R2	93.50	100.00
Sharpe Ratio (arith)	0.85	1.42
Tracking Error	0.69	0.00

Principal Risk

Performance information reflects past performance and does not guarantee future results. All returns are net of any fees that accrued within the fund, for more information on the fees please visit the fund's web page noted above. Investment return and principal value will fluctuate such that shares, when redeemed, may ...

Investment Products: Not FDIC Insured - No Bank Guarantee - May Lose Value

Trustee: TDA7611

Subadvisor



Axia Advisory Corporation
Keith Shadrick
20 East 91st St., Suite 202
Indianapolis, IN 46240
T: 888.609.2942



Axia Advisory Corporation
Retirement Plan & Investment Management Consultants