

TDA Managed Retirement Balanced CI I

Portfolio Date: 3/31/2018
www.managedretirementfunds.com

Maintained by: TD Ameritrade Trust Company

Fund Profile

CUSIP	337739726
Morningstar Category	US SA Allocation--50% to 70% Equity
Subadvisor	Axia Advisory Corp
Base Currency	US Dollar

Fee/Expense

Net Expense Ratio	0.55
Fee per \$1,000	\$5.50

*Fee per \$1000 is assuming no return and based on total net expense for one year

Operations Information

Net Assets - Share Class	64,290,000.00
Inception Date	6/29/2007
Turnover Ratio %	67.72

*No commissions or redemption fees charged for purchases and sales of interests in the fund

Portfolio Construction

The Balanced Fund is an asset allocation fund whose primary objective is a combination of growth of capital and income. The Fund is invested in a diversified mix of underlying vehicles including mutual funds, ETFs, stable value and other pooled funds. The Balanced Fund typically invests 60% of its assets in equities, a portion of which is allocated to international equities and real estate, and 40% in bonds, a portion of which is allocated to international bonds, stable value funds, and cash vehicles. Tactical changes may be made to take advantage of valuation opportunities from time to time. To ensure the Fund's strategy remains consistent, the allocation may be rebalanced when it deviates significantly from strategic targets. Investors in this fund should be willing to accept fluctuation in value and be able to tolerate the market risk that comes from the volatility of capital markets.

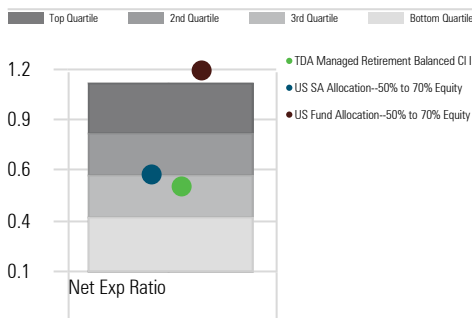
The underlying investments will use a combination of passive and active strategies and will be evaluated on a regular basis.

Investment Philosophy

Each of the Managed Retirement Funds seeks a competitive return for its investment style. The Managed Retirement Funds are collective investment funds that will invest primarily in U.S. and foreign stocks, bonds, and cash equivalents primarily through mutual funds, bonds, fixed-income investments and money market accounts.

Expense Relative to Peer Group

Peer Group (5-95%): Separate Accounts/CITs - U.S. - Allocation--50% to 70% Equity




Top Holdings

Portfolio Date: 3/31/2018

Asset Name	Port %
Wells Fargo Stable Value Fund D	21.25
Federated Treasury Obligations Instl	12.07
Vanguard Russell 1000 Growth Index I	10.20
DoubleLine Low Duration Bond I	9.27
DoubleLine Shiller Enhanced CAPE® I	6.14
Hartford International Value Y	5.78
T. Rowe Price New Horizons I	5.59
Vanguard S&P Small-Cap 600 Val Idx Instl	5.42
LSV Value Equity	5.38
Vanguard International Growth Adm	4.72

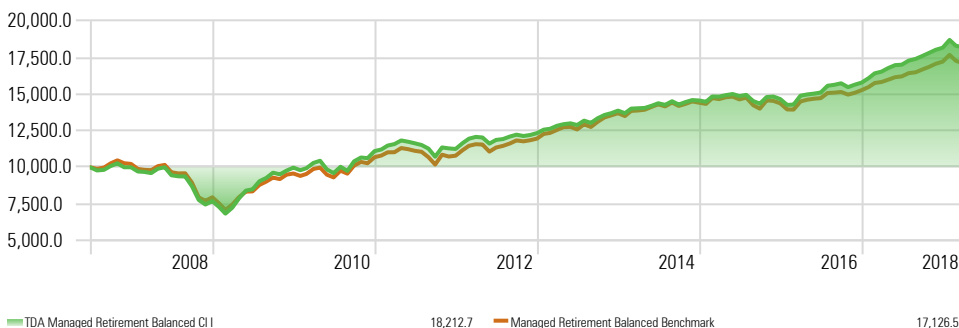
TDA Managed Retirement Balanced CI I - Asset Allocation (US)

Portfolio Date: 3/31/2018



Investment Growth of \$10,000

Time Period: 6/30/2007 to 3/31/2018



*Blended Index Developed and Maintained by TD Ameritrade

Trailing Returns - Investment & Benchmark

	YTD	1 Year	3 Years
TDA Managed Retirement Balanced CI I	0.18	10.07	7.07
Managed Retirement Balanced Benchmark	-0.59	8.15	5.31

Risk & Return Since Inception

	Inv	Bmk1
Return	5.74	5.13
Std Dev Population	9.48	9.10
Downside Deviation	1.09	0.00
Alpha	0.49	0.00
Beta	1.02	1.00
R2	96.44	100.00
Sharpe Ratio (arith)	0.54	0.50
Tracking Error	1.82	0.00

Principal Risk

Performance information reflects past performance and does not guarantee future results. All returns are net of any fees that accrued within the fund, for more information on the fees please visit the fund's web page noted above. Investment return and principal value will fluctuate such that shares, when redeemed, may be worth more or less than their original cost. All returns that exceed 12 months are annualized.

Investment Products: Not FDIC Insured - No Bank Guarantee - May Lose Value

Trustee: TDA7613

Subadvisor



Axia Advisory Corporation
Keith Shadrick
20 East 91st St., Suite 202
Indianapolis, IN 46240
T: 888.609.2942



Axia Advisory Corporation
Retirement Plan & Investment Management Consultants