

TDA Managed Retirement Real Asset CI I

Portfolio Date: 3/31/2018
www.managedretirementfunds.com

Maintained by: TD Ameritrade Trust Company

Fund Profile

| | |
|----------------------|-------------------------------------|
| CUSIP | 87239R621 |
| Morningstar Category | US SA Allocation--15% to 30% Equity |
| Subadvisor | Axia Advisory Corp |
| Base Currency | US Dollar |

Fee/Expense

| | |
|-------------------|--------|
| Net Expense Ratio | 0.48 |
| Fee per \$1,000 | \$4.80 |

*Fee per \$1000 is assuming no return and based on total net expense for one year

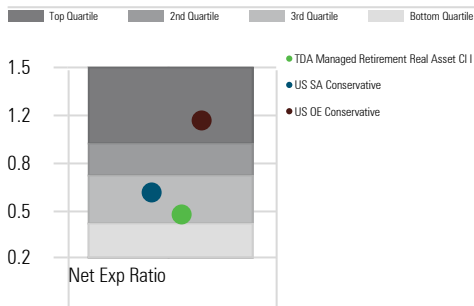
Operations Information

| | |
|--------------------------|--------------|
| Net Assets - Share Class | 5,500,000.00 |
| Inception Date | 2/29/2012 |
| Turnover Ratio % | 116.38 |

*No commissions or redemption fees charged for purchases and sales of interests in the fund

Expense Relative to Peer Group

Peer Group (5-95%): Separate Accounts/CITs - U.S. - Allocation--15% to 30% Equity



Portfolio Construction

The Real Asset Fund is an asset allocation fund whose primary objective is income and stability. It is designed for investors concerned about the prospect of rising inflation. The Fund is invested in a diversified mix of underlying vehicles including mutual funds, ETFs, stable value and other pooled funds. The Real Asset Fund typically invests 25% of its assets in stable investments, 25% in bonds, a portion of which is allocated to international bonds, 25% in real estate, a portion of which is allocated to real estate and REITs, and 25% in commodities and natural resources. Tactical changes may be made to take advantage of valuation opportunities from time to time. To ensure the Fund's strategy remains consistent, the allocation may be rebalanced when it deviates significantly from strategic targets. Investors in this fund should be willing to accept modest fluctuation in value and be able to tolerate the market risk that comes from the volatility of capital markets.

The underlying investments will use a combination of passive and active strategies and will be evaluated on a regular basis.

Investment Philosophy

Each of the Managed Retirement Funds seeks a competitive return for its investment style. The Managed Retirement Funds are collective investment funds that will invest primarily in U.S. and foreign stocks, bonds, and cash equivalents primarily through mutual funds, bonds, fixed-income investments and money market accounts.

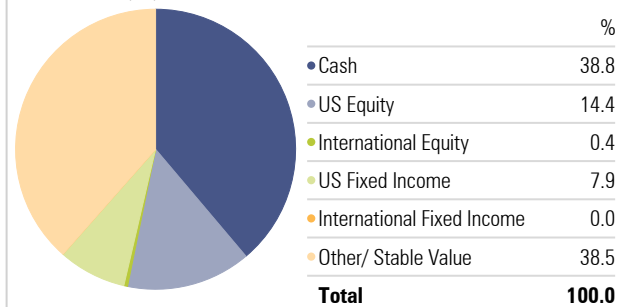
Top Holdings

Portfolio Date: 3/31/2018

| Asset Name | Port % |
|---------------------------------------|--------|
| Wells Fargo Stable Value Fund D | 32.19 |
| Federated Treasury Obligations Instl | 26.85 |
| PowerShares DB Commodity Tracking ETI | 5.64 |
| PIMCO 15+ Year US TIPS ETF | 5.54 |
| Catalyst/Millburn Hedge Strategy I | 5.43 |
| Vanguard Real Estate ETF | 5.09 |
| Vanguard Utilities ETF | 3.87 |
| SPDR® Gold Shares | 3.65 |
| PowerShares DB Agriculture ETF | 2.42 |
| Energy Select Sector SPDR® ETF | 2.42 |

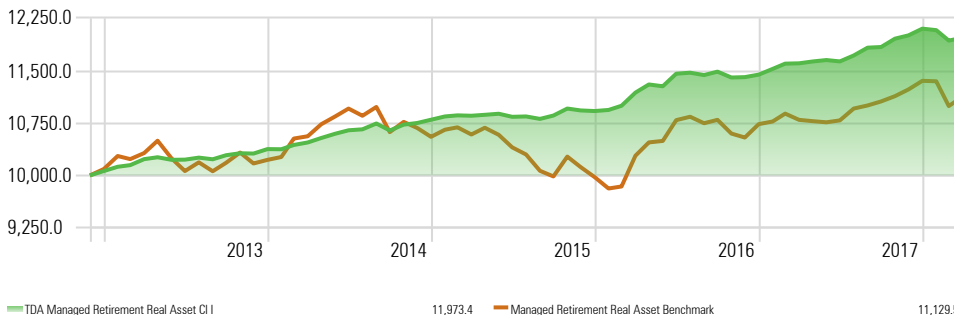
TDA Managed Retirement Real Asset CI I - Asset Allocation

Portfolio Date: 3/31/2018



Investment Growth of \$10,000

Time Period: 12/1/2012 to 3/31/2018



*Blended Index Developed and Maintained by TD Ameritrade

Trailing Returns - Investment & Benchmark

| | YTD | 1 Year | 3 Years |
|-----------------------------------------|-------|--------|---------|
| TDA Managed Retirement Real Asset CI I | -1.06 | 3.17 | 3.32 |
| Managed Retirement Real Asset Benchmark | -1.99 | 3.09 | 1.68 |

Risk & Return Since Inception

Calculation Benchmark: US Fund Allocation--15% to 30% Equity

| | Inv | Bmk1 |
|----------------------|-------|-------|
| Return | 3.19 | 2.03 |
| Std Dev Population | 1.72 | 5.11 |
| Downside Deviation | 1.67 | 1.98 |
| Alpha | 1.74 | -1.95 |
| Beta | 0.37 | 1.35 |
| R2 | 51.98 | 80.94 |
| Sharpe Ratio (arith) | 1.65 | 0.33 |
| Tracking Error | 2.49 | 2.55 |

Principal Risk

Performance information reflects past performance and does not guarantee future results. All returns are net of any fees that accrued within the fund, for more information on the fees please visit the fund's web page noted above. Investment return and principal value will fluctuate such that shares, when redeemed, may be worth more or less than their original cost. All returns that exceed 12 months are annualized.

Investment Products: Not FDIC Insured - No Bank Guarantee - May Lose Value

Trustee:



Subadvisor

Axia Advisory Corporation
Keith Shadrick
20 East 91st St., Suite 202
Indianapolis, IN 46240
T: 888.609.2942



Axia Advisory Corporation
Retirement Plan & Investment Management Consultants