

# TDA Managed Retirement Real Asset CI II

Portfolio Date: 12/31/2018  
www.managedretirementfunds.com

Maintained by: TD Ameritrade Trust Company

## Fund Profile

CUSIP	87239R613
Morningstar Category	US SA World Allocation
Subadvisor	Axia Advisory Corp
Base Currency	US Dollar

## Fee/Expense

Net Expense Ratio	0.74
Fee per \$1,000	\$7.40

\*Fee per \$1000 is assuming no return and based on total net expense for one year

## Portfolio Construction

The Real Asset Fund is an asset allocation fund whose primary objective is income and stability. It is designed for investors concerned about the prospect of rising inflation. The Fund is invested in a diversified mix of underlying vehicles including mutual funds, ETFs, stable value and other pooled funds. The Real Asset Fund will allocate its investments among stable value investments, domestic and international fixed income, real estate and REITs, commodities and natural resources, and other alternative investment strategies. Allocations will be monitored and tactically adjusted to take advantage of valuation opportunities from time to time. The fund may be rebalanced when it deviates significantly from strategic targets. Investors in this fund should be willing to accept fluctuation in value and be able to tolerate the market risk that comes from the volatility of capital markets.

The underlying investments will use a combination of passive and active strategies and will be evaluated on a regular basis.

## Operations Information

Net Assets - Share Class	160,000.00
Inception Date	2/29/2012
Turnover Ratio %	90.17

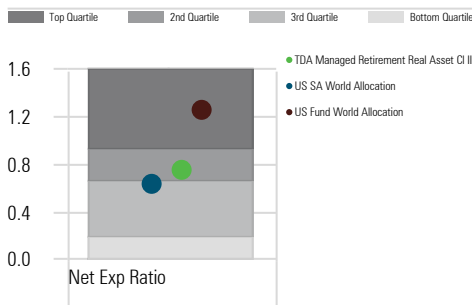
\*No commissions or redemption fees charged for purchases and sales of interests in the fund

## Investment Philosophy

Each of the Managed Retirement Funds seeks a competitive return for its investment style. The Managed Retirement Funds are collective investment funds that will invest primarily in U.S. and foreign stocks, bonds, and cash equivalents primarily through mutual funds, bonds, fixed-income investments and money market accounts.

## Expense Relative to Peer Group

Peer Group (5-95%): Separate Accounts/CITs - U.S. - World Allocation



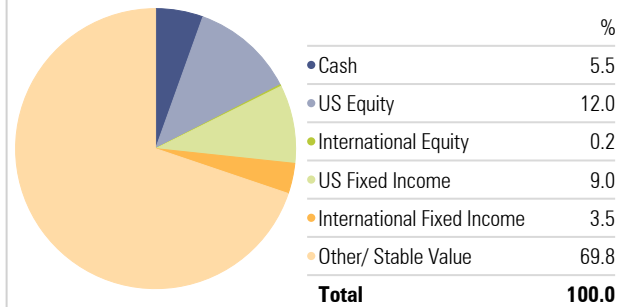
## Top Holdings

Portfolio Date: 12/31/2018

Asset Name	Port %
Wells Fargo Stable Value Fund D	38.03
AQR Diversifying Strategies CIF - A	20.79
DoubleLine Low Duration Bond I	12.28
SPDR® Gold Shares	4.95
Vanguard Utilities ETF	4.92
Vanguard Real Estate ETF	4.75
Federated Treasury Obligations Instl	3.06
Aberdeen Standard Phys PalladiumShrs E	2.67
Invesco DB Agriculture	2.12
United States Natural Gas	1.59

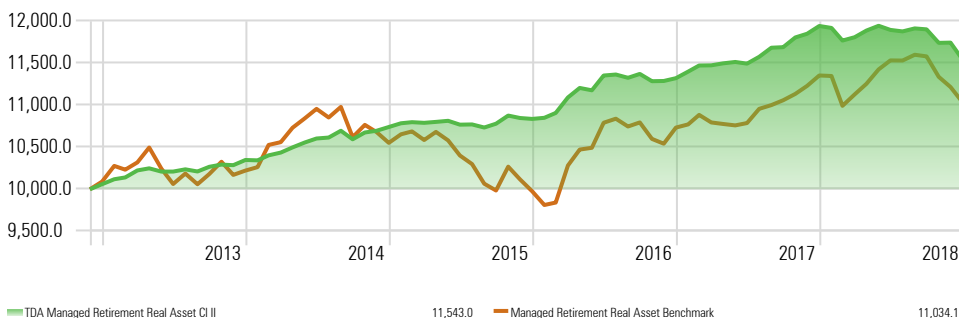
## TDA Managed Retirement Real Asset CI II - Asset Allocation

Portfolio Date: 12/31/2018



## Investment Growth of \$10,000

Time Period: 12/1/2012 to 12/31/2018



\*Blended Index Developed and Maintained by TD Ameritrade

## Trailing Returns - Investment & Benchmark

	YTD	1 Year	3 Years
TDA Managed Retirement Real Asset CI II	-3.36	-3.36	2.12
Managed Retirement Real Asset Benchmark	-2.83	-2.83	3.42

## Risk & Return Since Inception

	Inv	Bmk1
Return	2.27	1.63
Std Dev Population	1.92	5.02
Downside Deviation	1.68	1.97
Alpha	0.84	-1.18
Beta	0.42	1.28
R2	52.96	76.87
Sharpe Ratio (arith)	0.90	0.21
Tracking Error	2.44	2.62

## Principal Risk

Performance information reflects past performance and does not guarantee future results. All returns are net of any fees that accrued within the fund, for more information on the fees please visit the fund's web page noted above. Investment return and principal value will fluctuate such that shares, when redeemed, may be worth more or less than their original cost. All returns that exceed 12 months are annualized.

Investment Products: Not FDIC Insured - No Bank Guarantee - May Lose Value

Trustee:



Subadvisor

Axia Advisory Corporation  
Keith Shadrick  
20 East 91st St., Suite 202  
Indianapolis, IN 46240  
T: 888.609.2942



**Axia Advisory Corporation**  
Retirement Plan & Investment Management Consultants